

Total Children



The University of Sheffield.




The Leverhulme Trust



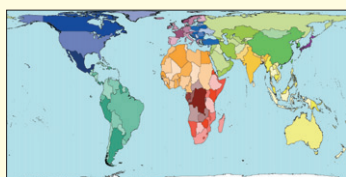
Geographical Association

Produced by the SASI group (Sheffield) and Mark Newman (Michigan)



Worldwide, children make up a third of the population. In 2004 there were 1826 million children aged under 15. Only children under 15 are shown in this map and graph. Africa has the highest percentage of children. In Uganda and Niger half the population is under 15 years old. In Italy, Spain and Japan only 14% of the population is made up of children aged under 15.

This map shows the distribution of children between territories.



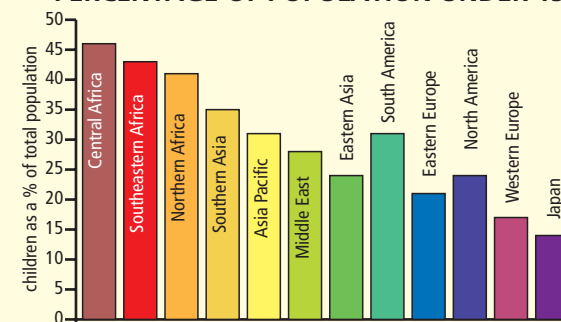
Land area

HIGHEST AND LOWEST PERCENTAGE OF POPULATION UNDER 15 YEARS OLD

Rank	Territory	Value	Rank	Territory	Value
1	Uganda	50	190	Switzerland	16
2	Niger	50	192	Czech Republic	16
3	Mali	49	192	Hong Kong (China)	16
4	Burkina Faso	49	194	Germany	15
5	Yemen	49	195	Slovenia	15
6	Angola	48	196	Bulgaria	15
7	Guinea-Bissau	47	197	Greece	15
8	Burundi	47	198	Japan	14
9	Democratic Republic of Congo	47	198	Spain	14
9	Congo	47	200	Italy	14

% of children in total population

PERCENTAGE OF POPULATION UNDER 15



Technical notes

- Data source: United Nations Development Programme, 2004, World Development Report.
- The definition of children varies; the United Nations Fund for Children (UNICEF) classifies people under 18 as children, the United Nations Development Programme defines those under 15 as children.
- See website for further information.

“...most of us never really grow up or mature all that much – we simply grow taller.” Leo Calvin Rosten, undated